

Two stage lock
shown fully engaged.

The
**SIDE
LOAD**
Constant Force Balance System®

Disengagement of
two stage lock system

image 1

Push *up* firmly on
bottom of carrier with
both index fingers
(left side shown).




The
**SIDE
LOAD**
Constant Force Balance System®

Disengagement of
two stage lock system

image 2

While applying *upward* pressure, slide both carrier locks *inward* to retract 1st stage of lock system.



The **SIDE LOAD**
Constant Force Balance System®

Disengagement of
two stage lock system

image 3



Lower sash slightly.
(see image 5)

The **SIDE LOAD**
Constant Force Balance System

Disengagement of
two stage lock system

image 4




Note change
in clearance.
(from image 4)

The **SIDE LOAD**
Constant Force Balance System®

Disengagement of
two stage lock system

image 5


With *inward* pressure,
fully disengage 2nd
stage of lock system.



The **SIDE LOAD**
Constant Force Balance System[®]

Disengagement of
two stage lock system

image 6



Lock system shown
fully disengaged.

The
**SIDE
LOAD**
Constant Force Balance System®

Disengagement of
two stage lock system

image 7