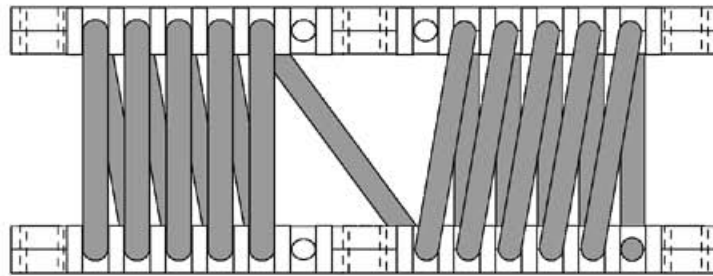


HELICAL ISOLATORS - HM10187 (7-12) SERIES

3/16" DIA CABLE

EVANS Part Number	Dimensions(in.)		Compression		Shear & Roll		45° Compression/Roll	
	H	O.D.	Avg. Rate(lb/in)	Max Deflection(in)	Avg. Rate(lb/in)	Max Deflection(in)	Avg. Rate(lb/in)	Max Deflection(in)
HM10187-7	2.00	2.28	279	1.0	159	0.8	94	1.9
HM10187-8	2.06	2.50	227	1.05	131	1.1	72	2.2
HM10187-9	2.13	2.94	155	1.1	95	1.3	57	2.5
HM10187-10	2.19	3.19	129	1.2	77	1.8	54	2.65
HM10187-11	2.45	3.45	82	1.4	58	1.9	36	2.75
HM10187-12	3.20	4.20	39	2.0	31	2.1	18	3.2

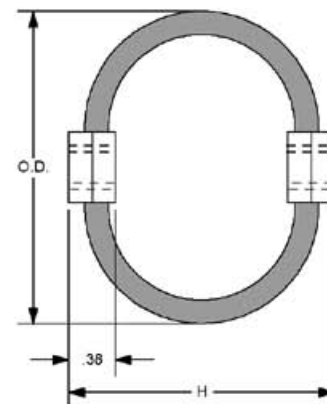
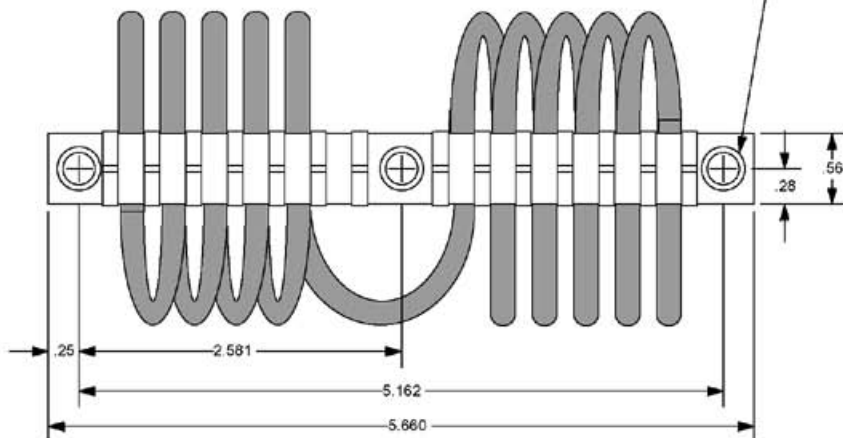


Mounting Options (Add Suffix To Part #)

A - 1/4-28 Threaded Inserts Both Bars (6X) (SHOWN)

B - Ø .28 Thru - CSK To .53 X 82° Both Bars (6X)

C - 1/4-28 Threaded Inserts - One Bar (3X)
CSK Holes - Other Bar (3X)



**REVISION 3
REDRAWN NOVEMBER 18, 1997**

SPECIFICATIONS

CABLE:

RETAINING BARS:

RETAINING CLIPS:

Stainless Steel per MIL-W-83420

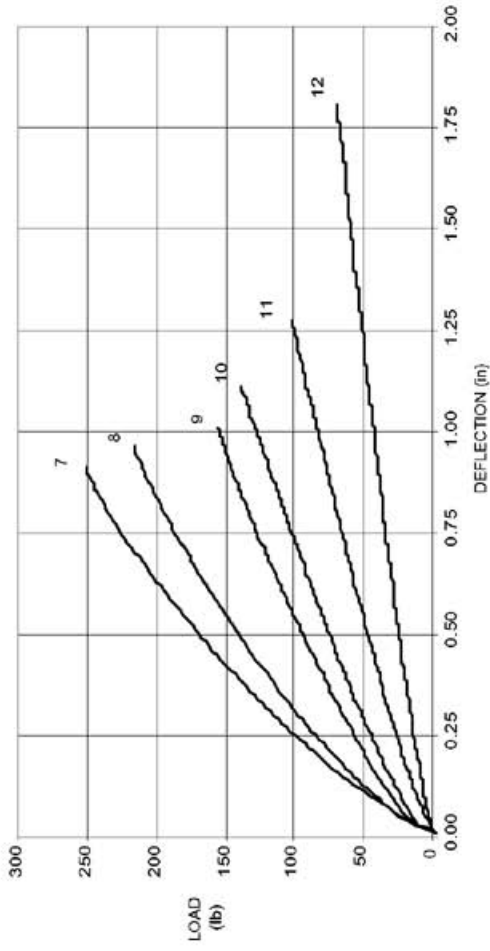
Aluminum Alloy - 6061-T6 - Iridited per MIL-C-5541

Stainless Steel

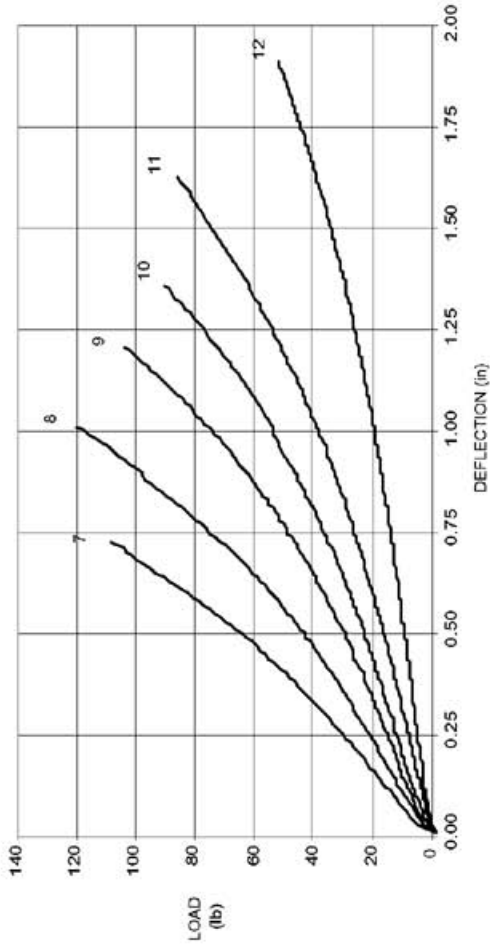
See other side for force-deflection curves.

HM10187 (7-12) SERIES

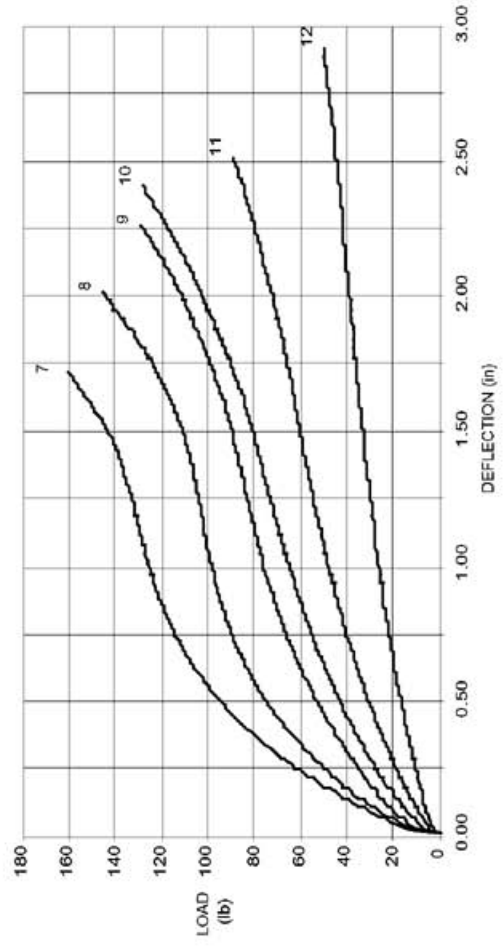
COMPRESSION



SHEAR



45° COMPRESSION/ROLL



ROLL

