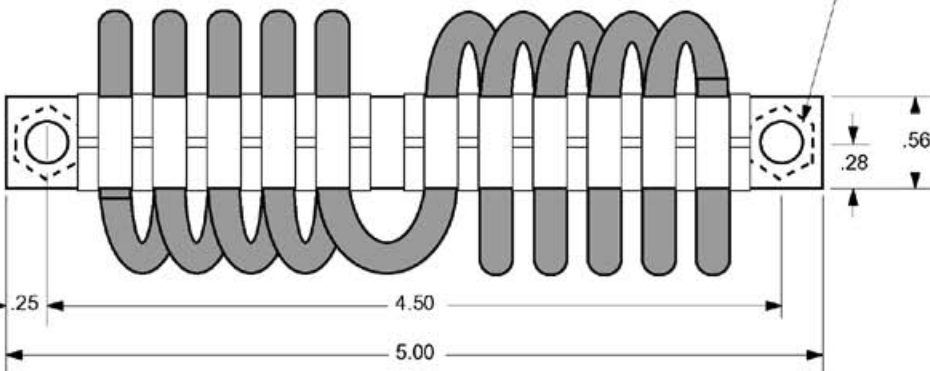
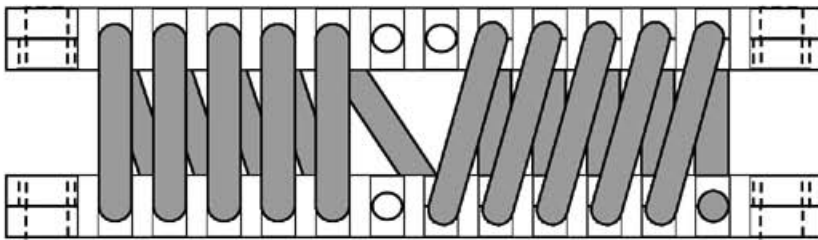


HELICAL ISOLATORS - HM10187 (1-6) SERIES

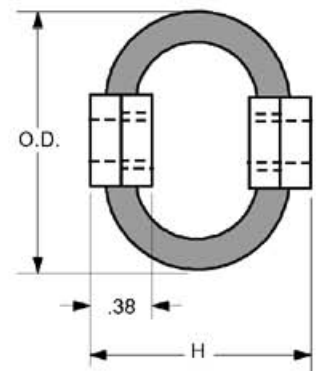
3/16" DIA CABLE

EVANS Part Number	Dimensions(in.)		Compression		Shear & Roll		45° Compression/Roll	
	H	O.D.	Avg. Rate(lb/in)	Max Deflection(in)	Avg. Rate(lb/in)	Max Deflection(in)	Avg. Rate(lb/in)	Max Deflection(in)
HM10187-1	1.2	1.4	1891	0.3	913	0.4	845	0.4
HM10187-2	1.3	1.5	1534	0.3	710	0.4	537	0.6
HM10187-3	1.4	1.6	1149	0.4	558	0.5	414	0.7
HM10187-4	1.5	1.7	811	0.5	433	0.5	280	0.9
HM10187-5	1.6	1.8	612	0.7	340	0.5	231	0.9
HM10187-6	1.7	1.9	492	0.8	263	0.6	204	1.0



Mounting Options (Add Suffix To Part #)

- A - 1/4-20 Threaded Inserts Both Bars (4X) (SHOWN)
- B - Ø .257 Thru - CSK To .52 X 82° Both Bars (4X)
- C - 1/4-20 Threaded Inserts - One Bar (2X)
CSK Holes - Other Bar (2X)



**REVISION 3
REDRAWN NOVEMBER 18, 1997**

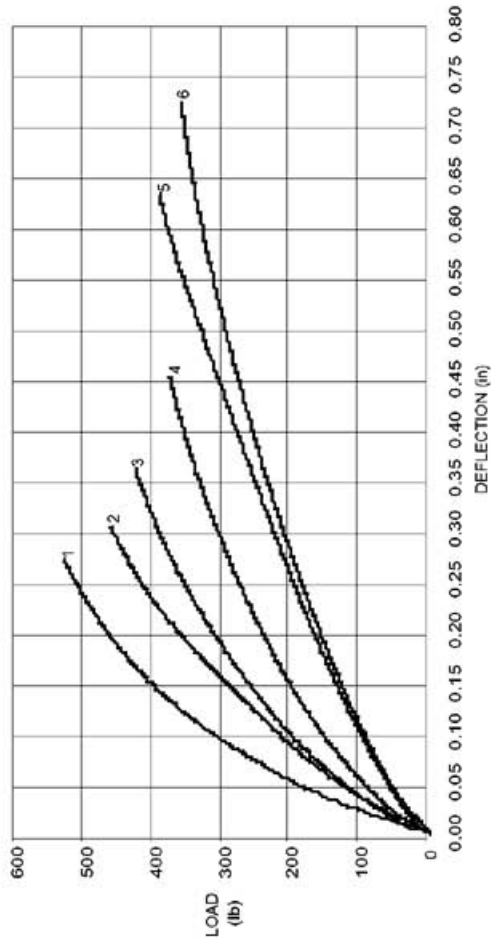
SPECIFICATIONS

CABLE: Stainless Steel per MIL-W-83420
RETAINING BARS: Aluminum Alloy - 6061-T6 - Iridited per MIL-C-5541
RETAINING CLIPS: Stainless Steel

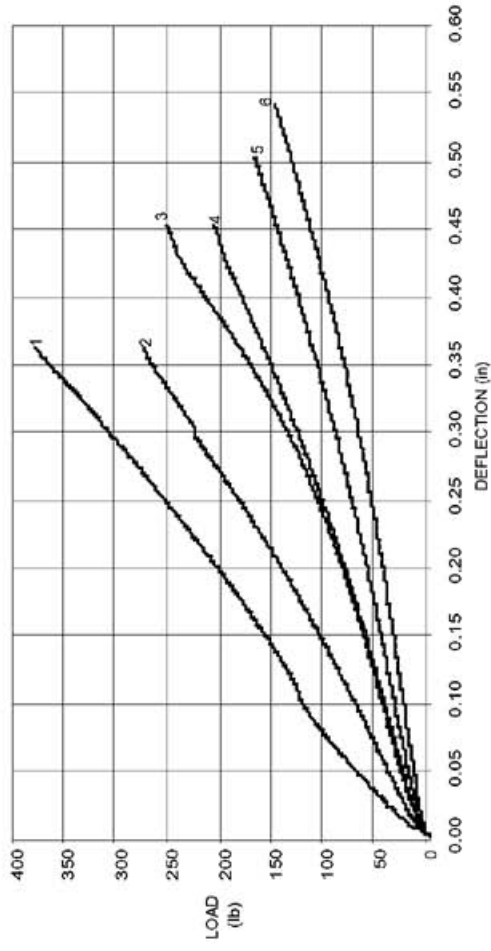
See other side for force-deflection curves.

HM10187 (1-6) SERIES

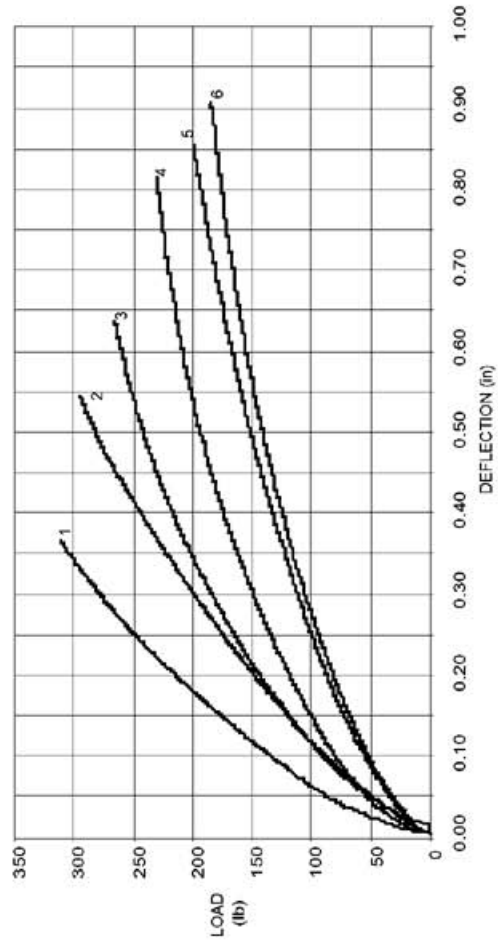
COMPRESSION



SHEAR



45° COMPRESSION/ROLL



ROLL

